



Vegetable Products Limited

Manufacturers of **pratap** Vanaspati

Ref: VPL/CL-35/12/2012

14th January, 2012

The Secretary,
The Calcutta Stock Exchange Limited,
7, Lyons Range,
Kolkata- 700 001.

Dear Sir,

**Sub: Submission of Shareholding Pattern
as on Quarter Ended 31st December, 2011.**


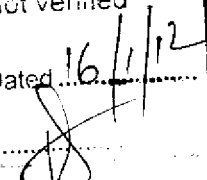
In terms of revised Clause 35 of the Listing Agreement, we are enclosing herewith the Shareholding Pattern of the Company for the quarter ended 31st December, 2011 duly signed in the prescribed format.

Please acknowledge receipt of the same.

Yours faithfully
Vegetable Products Limited



Compliance Officer

Encl.: as above

	Received by the Exchange for the purpose of submitting the Contents not verified
Sl. No. 152	Dated 16/1/12
Signature	


(i)(a) Statement Showing Shareholding Pattern

Name of the Company: Vegetable Products Limited.			
Scrip Code:	CSE	10032034	Class of Security: Equity
Quarter ended: 31st December, 2011			
Partly paid-up shares:-	No. of partly paid-up shares	As a % of total no. of partly paid-up shares	As a % of total no. of shares of the company
Held by promoter/promoter group	NIL	NIL	NIL
Held by public	NIL	NIL	NIL
Total	0	0	0
Outstanding convertible securities:-	No. of outstanding securities	As a % of total no. of outstanding convertible securities	As a % of total no. of shares of the company, assuming full conversion of the convertible
Held by promoter/promoter group	NIL	NIL	NIL
Held by public	NIL	NIL	NIL
Total	0	0	0
Warrants:-	No. of warrants	As a % of total no. of warrants	As a % of total no. of shares of the company, assuming full conversion of warrants
Held by promoter/promoter group	NIL	NIL	NIL
Held by public	NIL	NIL	NIL
Total	0	0	0
Total paid-up capital of the company, assuming full conversion of warrants and convertible securities (Grand Total (A+B+C)+ D+E+F)		Rs. 2,85,00,000 (Rs. 1,30,00,000 equity shares + Rs 1,55,00,000 preference shares)	



Category code	Category of Shareholder	Number of Shareholders	Total number of shares	Number of shares held in dematerialized form	Total shareholding as a percentage of total number of shares		Shares Pledged or otherwise encumbered	
					As a percentage of (A+B) ¹	As a percentage of (A+B+C)	Number of shares	As a percentage
(A)	Shareholding of Promoter and Promoter Group²							
1	Indian							
(a)	Individuals/ Hindu Undivided Family	3	153725	0.00	11.83	11.83	NA	NA
(b)	Central Government/ State Government(s)	0.00	0.00	0.00	0.00	0.00		
(c)	Bodies Corporate	0.00	0.00	0.00	0.00	0.00		
(d)	Financial Institutions/ Banks	0.00	0.00	0.00	0.00	0.00		
(e)	Any Others(Specify)	0.00	0.00	0.00	0.00	0.00		
(e-i)								
(e-ii)								
	Sub Total(A)(1)	3	153725	0	11.83	11.83	NA	NA
2	Foreign						NA	NA
a	Individuals (Non-Residents Individuals/	0.00	0.00	0.00	0.00	0.00		
b	Bodies Corporate	0.00	0.00	0.00	0.00	0.00		
c	Institutions	0.00	0.00	0.00	0.00	0.00		
d	Any Others(Specify)	0.00	0.00	0.00	0.00	0.00		
d-i								
d-ii								
	Sub Total(A)(2)	0.00	0.00	0.00	0.00	0.00	NA	NA
	Total Shareholding of Promoter and Promoter Group (A)= (A)(1)+(A)(2)	3	153725	0	11.83	11.83	NA	NA
(B)	Public shareholding						NA	NA
1	Institutions						NA	NA
(a)	Mutual Funds/ UTI	0.00	0.00	0.00	0.00	0.00		
(b)	Financial Institutions Banks	0.00	0.00	0.00	0.00	0.00		
(c)	Central Government/ State Government(s)	0.00	0.00	0.00	0.00	0.00		
(d)	Venture Capital Funds	0.00	0.00	0.00	0.00	0.00		
(e)	Insurance Companies	0.00	0.00	0.00	0.00	0.00		
(f)	Foreign Institutional Investors	0.00	0.00	0.00	0.00	0.00		
(g)	Foreign Venture Capital Investors	0.00	0.00	0.00	0.00	0.00		
(h)	Any Other (specify)	0.00	0.00	0.00	0.00	0.00		
(b-i)								
(b-ii)								
	Sub-Total (B)(1)	0.00	0.00	0.00	0.00	0.00	NA	NA
B (2)	Non-Institutions							
(a)	Bodies Corporate	30	430065	0.00	33.08	33.08	NA	NA
(b)	Individuals							
i	Individuals -i. Individual shareholders holding nominal share capital up to Rs 1 lakh	1223	124610	0.00	9.59	9.59		
ii	Individual shareholders holding nominal share capital in excess of Rs 1 lakh	15	591600	0.00	45.51	45.51		
(c)	Any Other (specify)	0.00	0.00	0.00	0.00	0.00		
(c-i)								
(c-ii)								
	Sub-Total (B)(2)	1268	1146275	0	88.18	88.18		
(B)	Total Public Shareholding (B)= (B)(1)+(B)(2)	1268	1146275	0	88.18	88.18		
	TOTAL (A)+(B)	1271	1300000	0	100	100	NA	NA
(C)	Shares held by Custodians and against which Depository Receipts have been issued	0.00	0.00	0.00	0.00	0.00		
	GRAND TOTAL (A)+(B)+(C)	1271	1300000	0	100	100	NA	NA

Note: 1 For determining "Public Shareholding", for the purpose of clause 40A
2 For determining "Promoter" & "Promoter Group", refer Clause 40A
3 For definitions of "Public Shareholding", refer Clause 40A.



(D)(b) Statement showing holding of securities (including shares, warrants, convertible securities) of persons belonging to the category "Promoter and Promoter Group"

Sr. No.	Name of the shareholder	Details of Shares held		Encumbered shares (*)			Details of warrants		Details of convertible securities		Total shares (including underlying shares assuming full conversion of warrants and convertible securities) as a % of diluted share capital
		Number of shares held	As a % of grand total (A)+(B)+(C)	No.	As a percentage	As a % of grand total (A)+(B)+(C) of sub-clause (I)(a)	Number of warrants held	As a % total number of warrants of the same class	Number of convertible securities held	As a % total number of convertible securities of the same class	
(i)	(ii)	(iii)	(iv)	(v)	(vi)=(v)/(iii)*100	(vii)	(viii)	(ix)	(x)	(xi)	(xii)
1	CHANDRAKALA BACHHAWAT	75000	5.77	Nil	Nil	Nil	Nil	Nil	Nil	Nil	5.77
2	DIHANPAT SINGH JAIN	54700	4.21	Nil	Nil	Nil	Nil	Nil	Nil	Nil	4.21
3	MANISH BACHHAWAT	24025	1.85	Nil	Nil	Nil	Nil	Nil	Nil	Nil	1.85
	TOTAL	153725	11.83	Nil	Nil	Nil	Nil	Nil	Nil	Nil	11.83

(*) The term "encumbrance" has the same meaning as assigned to it in regulation 28(3) of the SAST Regulations, 2011

(I)(c)(i) Statement showing holding of securities (including shares, warrants, convertible securities) of persons belonging to the category "Public" and holding more than 1% of the total number of shares

Sr. No.	Name of the shareholder	Number of shares held	Shares as a percentage of total (i.e., Grand Total (A)+(B)+(C) indicated in Statement at para (I)(a) above)	Details of		Details of		Total shares (including underlying shares assuming full conversion of warrants and convertible securities) as a % of diluted share capital
				Number of warrants held	As a % total number of warrants of the same class	Number of convertible securities held	% w.r.t total number of convertible securities of the same class	
1	Kanta Management Services (P) Ltd.	175465	13.50	NIL	NIL	NIL	NIL	13.50
2	Gautam Jain	76,300	5.87	NIL	NIL	NIL	NIL	5.87
3	Rachna Baid	70000	5.38	NIL	NIL	NIL	NIL	5.38
4	Arun Mercantiles Pvt. Ltd.	60500	4.65	NIL	NIL	NIL	NIL	4.65
5	Prachi Bothra	61500	4.73	NIL	NIL	NIL	NIL	4.73
6	Sakuntal Devi Baid	61000	4.69	NIL	NIL	NIL	NIL	4.69
7	Vinita Kochar	60800	4.68	NIL	NIL	NIL	NIL	4.68
8	Sringar Jew & Jewellery (P) Ltd	59600	4.60	NIL	NIL	NIL	NIL	4.60
9	Sonika promoters & Fincon (P) Ltd	55725	4.29	NIL	NIL	NIL	NIL	4.29
10	Rajhans Credit & Finvest (P) Ltd.	46000	3.54	NIL	NIL	NIL	NIL	3.54
11	Anita Jain	37200	2.86	NIL	NIL	NIL	NIL	2.86
12	Umed Singh Kochar (HUF)	35400	2.72	NIL	NIL	NIL	NIL	2.72
13	Sunanda Sancheti	35275	2.71	NIL	NIL	NIL	NIL	2.71
14	Anand Kochar	31125	2.39	NIL	NIL	NIL	NIL	2.39
15	Ami Kumar Jha	25000	1.92	NIL	NIL	NIL	NIL	1.92
16	Hansraj Bachhawat	25000	1.92	NIL	NIL	NIL	NIL	1.92
17	Susanto Das	20000	1.54	NIL	NIL	NIL	NIL	1.54
18	Sujan Jain	20000	1.54	NIL	NIL	NIL	NIL	1.54
19	Khem Chand Rampuria	18000	1.38	NIL	NIL	NIL	NIL	1.38
20	Raj Kumar Jasrapuria	15000	1.15	NIL	NIL	NIL	NIL	1.15
	TOTAL	989090	76.08	NIL	NIL	NIL	NIL	76.08



(I)(c)(ii) Statement showing holding of securities (including shares, warrants, convertible securities) of persons belonging to the category "Public" and holding more than 5% of the total number of shares

Sr. No	Name of the shareholder	Number of shares held	Shares as a percentage of total number of shares [i.e., Grand Total (A)+(B)+(C) indicated in Statement at para (I)(a) above]	Details of warrants		Details of convertible securities		Total hares (including underlying shares assuming full conversion of warrants and convertible securities) as a % of diluted share capital
				Number of warrants held	As a % total number of warrants of the same class	Number of convertible securities held	% w.r.t total number of convertible securities of the same class	
1	Kanta Management Services	175465	13.50	NIL	NIL	NIL	NIL	13.50
2	Gautam Jain	76,300	5.87	NIL	NIL	NIL	NIL	5.87
3	Rachna Baid	70000	5.38	NIL	NIL	NIL	NIL	5.38
TOTAL		321765	24.75	NIL	NIL	NIL	NIL	24.75

(I)(d) Statement showing details of locked-in shares


Sr. No.	Name of the shareholder	Category of Shareholders	Number of locked-in shares	Locked-in shares as a percentage of total number of shares {i.e., Grand Total (A)+(B)+(C) indicated in Statement at para (I)(a) above}
1				
TOTAL		NIL	NIL	NIL

(II)(a) Statement showing details of locked-in shares

Sr. No.	Type of outstanding DR (ADRs, GDRs, SDRs, etc.)	Number of outstanding DRs	Number of shares underlying outstanding DRs	Shares underlying outstanding DRs as a percentage of total number of shares {i.e., Grand Total (A)+(B)+(C) indicated in Statement at para (I)(a) above}
1				
TOTAL		NIL	NIL	NIL

(II)(b) Statement showing Holding of Depository Receipts (DRs), where underlying shares are in excess of 1% of the total number of shares

Sr. No.	Name of the DR Holder	Type of outstanding DR (ADRs, GDRs, SDRs, etc.)	Number of shares underlying outstanding DRs	Shares underlying outstanding DRs as a percentage of total number of shares {i.e., Grand Total (A)+(B)+(C) indicated in Statement at para (I)(a) above}
1				
TOTAL		NIL	NIL	NIL



(III)(a) Statement showing the voting pattern of shareholders, if more than one class of share/securities is issued by the issuer. (Give

Category code (I)	Category of Shareholder (II)	Number of Voting Rights held in each class of			Total Voting Rights (VI) = (III+IV+V)	Total Voting Rights i.e.	
		Class X (III)	Class Y (IV)	Class Z (V)		As a percentage of (A+B)	As a percentage of (A+B+C)
(A)	Shareholding of Promoter and Promoter Group²						
1	Indian						
(a)	Individuals/ Hindu Undivided Family	153725	0.00	0.00	153725	11.83	11.83
(b)	Central Government/ State Government(s)	0.00	0.00	0.00	0.00	0.00	0.00
(c)	Bodies Corporate	0.00	0.00	0.00	0.00	0.00	0.00
(d)	Financial Institutions/ Banks	0.00	0.00	0.00	0.00	0.00	0.00
(e)	Any Others(Specify)	0.00	0.00	0.00	0.00	0.00	0.00
	Sub Total(A)(1)	153725	0	0	153725	11.83	11.83
2	Foreign						
a	Individuals (Non-Residents Individuals/ Foreign Individuals)	0.00	0.00	0.00	0.00	0.00	0.00
b	Bodies Corporate	0.00	0.00	0.00	0.00	0.00	0.00
c	Institutions	0.00	0.00	0.00	0.00	0.00	0.00
d	Any Others(Specify)	0.00	0.00	0.00	0.00	0.00	0.00
	Sub Total(A)(2)	0.00	0.00	0.00	0.00	0.00	0.00
	Total Shareholding of Promoter and Promoter Group (A)= (A)(1)+(A)(2)	153725	0.00	0.00	153725	11.83	11.83
(B)	Public shareholding						
1	Institutions						
(a)	Mutual Funds/ UTI	0.00	0.00	0.00	0.00	0.00	0.00
(b)	Financial Institutions Banks	0.00	0.00	0.00	0.00	0.00	0.00
(c)	Central Government/ State Government(s)	0.00	0.00	0.00	0.00	0.00	0.00
(d)	Venture Capital Funds	0.00	0.00	0.00	0.00	0.00	0.00
(e)	Insurance Companies	0.00	0.00	0.00	0.00	0.00	0.00
(f)	Foreign Institutional Investors	0.00	0.00	0.00	0.00	0.00	0.00
(g)	Foreign Venture Capital Investors	0.00	0.00	0.00	0.00	0.00	0.00
(h)	Any Other (specify)	0.00	0.00	0.00	0.00	0.00	0.00
	Sub-Total (B)(1)	0.00	0.00	0.00	0.00	0.00	0.00
B 2	Non-institutions						
(a)	Bodies Corporate	430065	80000	0.00	430065	33.08	33.08
(b)	Individuals						
i	Individuals -i. Individual shareholders holding nominal share capital up to Rs 1 lakh	124610	0.00	0.00	124610	9.59	9.59
ii	Individual shareholders holding nominal share capital in excess of Rs 1 lakh.	591600	75000	0.00	591600	45.51	45.51
(c)	Any Other (specify)	0.00	0.00	0.00	0.00	0.00	0.00
	Sub-Total (B)(2)	1146275	155000	0.00	1146275	88.18	88.18
(B)	Total Public Shareholding (B)= (B)(1)+(B)(2)	1146275	155000	0	1146275	88.18	88.18
	TOTAL (A)+(B)	1300000	155000	0	1300000	100	100
(C)	Shares held by Custodians and against which Depository Receipts have been issued	0.00	0.00	0.00	0.00	0.00	0.00
	GRAND TOTAL (A)+(B)+(C)	1300000	155000	0	1300000	100	100

NOTE:

- 1 Class X : Equity , Class Y : Preference and Class Z : Unclassified
2 For definition of "Promoter" and "Promoter Group", refer to clause 40A.

PLACE: KOLKATA

Date: 14.01.2012

For and on behalf of the Board,
Vegtable Products Limited.

Director